


Tuscany in July: An Invitation of a Lifetime



Tuscany in July: An Invitation of a Lifetime by Celia A. Milano

★★★★★ 5 out of 5

Language : English
File size : 18728 KB
Text-to-Speech : Enabled
Screen Reader : Supported
Enhanced typesetting : Enabled
Word Wise : Enabled
Print length : 109 pages
Lending : Enabled

FREE

DOWNLOAD E-BOOK



Tuscany in July is a feast for the senses. The rolling hills are blanketed in lush green vineyards, the sunflowers are in full bloom, and the air is filled with the sound of cicadas. It's the perfect time to explore this beautiful region of Italy, and we've put together an itinerary that will help you make the most of your trip.

Day 1: Arrive in Florence and explore the city

Florence is the capital of Tuscany and a UNESCO World Heritage Site. It's a beautiful city with a rich history and culture. On your first day, arrive in Florence and check into your hotel. Then, spend the day exploring the city's many sights, such as the Duomo, the Uffizi Gallery, and the Ponte Vecchio.



Day 2: Visit the Uffizi Gallery and the Accademia Gallery

The Uffizi Gallery is one of the most famous art museums in the world. It houses a vast collection of paintings, sculptures, and other works of art from the Middle Ages to the Renaissance. The Accademia Gallery is another must-see museum in Florence. It's home to Michelangelo's David, one of the most famous sculptures in the world.



Day 3: Take a day trip to Siena

Siena is a beautiful medieval city located about an hour south of Florence. It's home to the Piazza del Campo, one of the most famous squares in Italy. Siena is also known for its delicious food and wine. On your day trip to Siena, be sure to visit the Piazza del Campo, the Duomo, and the Torre del Mangia.



Day 4: Visit the Chianti region

The Chianti region is located about an hour south of Florence. It's known for its beautiful rolling hills, vineyards, and olive groves. On your day trip to the Chianti region, be sure to visit the towns of Greve in Chianti, Radda in Chianti, and Castellina in Chianti. You can also visit some of the region's many wineries and sample the local wines.



Day 5: Visit the Val d'Orcia

The Val d'Orcia is a beautiful valley located about an hour south of Siena. It's known for its stunning landscapes, which have been featured in many famous paintings and photographs. On your day trip to the Val d'Orcia, be sure to visit the towns of Pienza, Montalcino, and San Quirico d'Orcia. You

can also visit some of the region's many wineries and sample the local wines.



Day 6: Depart from Florence


On your last day in Tuscany, depart from Florence. We hope you've enjoyed your trip and that you'll come back and visit us again soon!

Tips for planning your trip to Tuscany in July

- Book your flights and accommodations well in advance, as July is a popular time to visit Tuscany.
- Be prepared for warm weather. The average temperature in Tuscany in July is around 30 degrees Celsius (86 degrees Fahrenheit).

- Pack comfortable shoes, as you'll be ng a lot of walking.
- Be sure to try some of the local food and wine. Tuscany is known for its delicious cuisine and wines.
- Don't forget to bring your camera to capture all the beautiful scenery.

We hope you have a wonderful time in Tuscany in July!



Tuscany in July: An Invitation of a Lifetime by Celia A. Milano


★★★★★ 5 out of 5

Language : English
 File size : 18728 KB
 Text-to-Speech : Enabled
 Screen Reader : Supported
 Enhanced typesetting : Enabled
 Word Wise : Enabled
 Print length : 109 pages
 Lending : Enabled



The Complete Guide for Startups: How to Get Investors to Say Yes

Are you a startup founder looking to raise funding from investors? If so, then you need to read this guide. We'll cover everything you need to know...



Your 30 Day Plan To Lose Weight, Boost Brain Health And Reverse Disease

Are you tired of feeling tired, overweight, and unhealthy? Do you wish there was a way to lose weight, boost your brain health, and reverse disease without having to...