


The Complete Guide to Buying, Maintaining, and Servicing Horse Trailers

Horse trailers are essential equipment for transporting horses safely and efficiently. Whether you're a professional equestrian or a recreational rider, understanding the different types of trailers, their features, and how to properly maintain and service them is crucial for ensuring the well-being of your horses and a smooth ownership experience.



The Complete Guide to Buying, Maintaining, and Servicing a Horse Trailer by Neva Kittrell Scheve

★★★★☆ 4.4 out of 5

Language : English
File size : 9123 KB
Text-to-Speech : Enabled
Screen Reader : Supported
Enhanced typesetting : Enabled
Print length : 322 pages



Buying a Horse Trailer

- **Types of Horse Trailers:** Choose the type of trailer that best suits your needs and budget:
 - **Stock Trailers:** Basic and affordable, suitable for short-distance hauling
 - **Gooseneck Trailers:** Longer and more stable, providing a comfortable ride for horses

- **Slant Load Trailers:** Reduce stress on horses by eliminating the need to climb in
- **Living Quarters Trailers:** Amenities for overnight stays, including sleeping, cooking, and bathroom facilities
- **Size and Capacity:** Determine the number of horses you need to transport and the size of your truck to tow the trailer.
- **Features:** Consider features such as ventilation, lighting, tie-downs, and ramps to ensure your horses' safety and comfort.
- **Safety:** Ensure the trailer meets safety standards, such as DOT and FMVSS, and has a sturdy construction.
- **Budget:** Determine a realistic budget that includes the cost of the trailer, taxes, and insurance.

Maintaining Your Horse Trailer

- **Regular Inspections:** Conduct thorough inspections before and after each use, checking for any loose parts, damage, or rust.
- **Cleaning:** Keep the trailer clean by sweeping manure, washing the exterior, and disinfecting the interior regularly.
- **Lubrication:** Apply grease or oil to moving parts, such as hinges, hitches, and latches, to prevent wear and corrosion.
- **Electrical System:** Ensure the lights, signals, and brakes are functioning properly and replace any burned-out bulbs.
- **Tires and Brakes:** Regularly check tire pressure and wear, and inspect the brakes for any leaks or damage.


Servicing Your Horse Trailer

- **Scheduled Maintenance:** Adhere to the manufacturer's recommended maintenance schedule, which includes periodic inspections, adjustments, and replacements.
- **Hitch and Wiring:** Have the hitch and wiring inspected and adjusted by a qualified mechanic to ensure proper towing.
- **Brakes:** Get the brakes inspected and serviced as needed, including replacing brake pads and rotors.
- **Electrical System:** Have an electrician check the electrical system, including batteries, wiring, and connections.
- **Body Repairs:** If the trailer has been damaged, consult a professional to repair any dents, holes, or structural issues.

Additional Considerations

- **Towing Safety:** Learn the proper techniques for towing a horse trailer and practice safely.
- **Loading and Unloading Horses:** Follow proper procedures for loading and unloading horses to reduce stress and ensure safety.
- **Emergency Preparedness:** Keep an emergency kit in the trailer, including first aid supplies, flares, and a jack.
- **Insurance:** Secure adequate insurance coverage for your trailer, including liability and comprehensive protection.
- **Professional Services:** If you're not comfortable performing maintenance or repairs yourself, hire qualified professionals for assistance.

Owning and maintaining a horse trailer is an essential part of horse ownership. By following the comprehensive guide outlined above, you can make informed decisions when purchasing a trailer, ensure its proper maintenance, and address any servicing needs promptly. This will not only prolong the life of your trailer but also ensure the safety and well-being of your horses during transportation. Remember to prioritize safety, follow manufacturer's recommendations, and seek professional assistance when necessary to enjoy a hassle-free and rewarding horse trailer ownership experience.



The Complete Guide to Buying, Maintaining, and Servicing a Horse Trailer

by Neva Kittrell Scheve

★★★★☆ 4.4 out of 5

Language : English
File size : 9123 KB
Text-to-Speech : Enabled
Screen Reader : Supported
Enhanced typesetting : Enabled
Print length : 322 pages


FREE

DOWNLOAD E-BOOK



The Complete Guide for Startups: How to Get Investors to Say Yes

Are you a startup founder looking to raise funding from investors? If so, then you need to read this guide. We'll cover everything you need to know...



Your 30 Day Plan To Lose Weight, Boost Brain Health And Reverse Disease

Are you tired of feeling tired, overweight, and unhealthy? Do you wish there was a way to lose weight, boost your brain health, and reverse disease without having to...