


# Stashtastic! 12 Patterns For Fat Quarter Quilts



## Stashtastic!: 12 Patterns for Fat-Quarter Quilts

by Louise Walker

★★★★☆ 4.8 out of 5

Language : English

File size : 21075 KB

Text-to-Speech : Enabled

Screen Reader : Supported

Enhanced typesetting: Enabled

Print length : 80 pages



If you're like me, you probably have a stash of fat quarters that you've been meaning to use up. But what do you do with them? Well, one great option is to use them to make a quilt! Fat quarter quilts are a great way to use up your scraps and create a beautiful quilt at the same time.

In this article, I'm going to share 12 patterns for fat quarter quilts. These patterns are all easy to follow and perfect for beginners. So whether you're a seasoned quilter or just starting out, you're sure to find the perfect pattern for your next project.

### 1. Jelly Roll Race Quilt

This quilt is made from 2 1/2" jelly roll strips. It's a great way to use up a jelly roll or two, and it's perfect for beginners. The quilt is made in one piece, so there's no need to sew any rows or columns together.



## 2. Disappearing Nine Patch Quilt


This quilt is made from 5" charm squares. It's a great way to use up your charm squares and it's perfect for beginners. The quilt is made in one piece, so there's no need to sew any rows or columns together.



### 3. Log Cabin Quilt

This quilt is made from 4" strips of fabric. It's a classic quilt pattern that's perfect for beginners. The quilt is made in rows, so it's easy to customize the size of the quilt.





#### **4. Double Wedding Ring Quilt**

This quilt is made from 2 1/2" strips of fabric. It's a more challenging quilt pattern, but it's still perfect for beginners. The quilt is made in sections, so it's easy to customize the size of the quilt.



## 5. Nine Patch Quilt


This quilt is made from 9" squares of fabric. It's a classic quilt pattern that's perfect for beginners. The quilt is made in rows, so it's easy to customize the size of the quilt.



## 6. Star Quilt

This quilt is made from 5" squares of fabric. It's a more challenging quilt pattern, but it's still perfect for beginners. The quilt is made in sections, so it's easy to customize the size of the quilt.





## 7. Trip Around the World Quilt


This quilt is made from 2 1/2" strips of fabric. It's a great way to use up your scraps and it's perfect for beginners. The quilt is made in one piece, so there's no need to sew any rows or columns together.



## 8. Flying Geese Quilt

This quilt is made from 2 1/2" strips of fabric. It's a great way to use up your scraps and it's perfect for beginners. The quilt is made in rows, so it's easy to customize the size of the quilt.






## 9. Rail Fence Quilt

This quilt is made from 2 1/2" strips of fabric. It's a classic quilt pattern that's perfect for beginners. The quilt is made in rows, so it's easy to customize the size of the quilt.



## 10. Ohio Star Quilt

This quilt is made from



### Stash-tastic!: 12 Patterns for Fat-Quarter Quilts

by Louise Walker

★★★★☆ 4.8 out of 5

Language : English

File size : 21075 KB

Text-to-Speech : Enabled

Screen Reader : Supported

Enhanced typesetting : Enabled

Print length : 80 pages

FREE

DOWNLOAD E-BOOK





## The Complete Guide for Startups: How to Get Investors to Say Yes

Are you a startup founder looking to raise funding from investors? If so, then you need to read this guide. We'll cover everything you need to know...



## Your 30 Day Plan To Lose Weight, Boost Brain Health And Reverse Disease

Are you tired of feeling tired, overweight, and unhealthy? Do you wish there was a way to lose weight, boost your brain health, and reverse disease without having to...