

Counted Cross Stitch Mother Mary With Infant Jesus: A Symbol of Faith and Motherhood




Counted Cross Stitch - Mother Mary with Infant Jesus

by Mary Matthews

★★★★★ 4.7 out of 5

Language : English



File size : 5179 KB
Lending : Enabled
Screen Reader: Supported
Print length : 23 pages



Counted cross stitch, an intricate and expressive art form, has been used for centuries to depict religious figures and scenes, capturing the essence of faith and devotion. Among the most enduring and beloved images is that of Mother Mary with Infant Jesus, a symbol of unwavering faith, unconditional love, and the deep bond between mother and child.

Symbolism of Mother Mary and Infant Jesus

In Christianity, Mother Mary holds a revered position as the mother of Jesus Christ and a representation of purity, humility, and unconditional love. The Infant Jesus, often depicted as a young child, embodies innocence, divine power, and the promise of salvation.

Together, Mother Mary and Infant Jesus form a profound symbol of faith, representing the connection between humanity and the divine. Their bond represents the love and protection that God bestows upon his children, as well as the sacrifices and devotion that mothers make for their families.

Counted Cross Stitch as a Form of Religious Art

Counted cross stitch has long been a popular medium for religious embroidery, providing a way to create intricate and expressive depictions of

sacred figures and scenes. The precise and meticulous nature of the craft allows for great detail and subtle nuances of color and shading, capturing the beauty and depth of religious imagery.

Cross stitch patterns featuring Mother Mary and Infant Jesus are often highly detailed, with elaborate borders and decorative elements that enhance the overall impact of the piece. The choice of threads, colors, and fabrics adds to the symbolism and meaning, creating a visual representation of faith and devotion.

Creating a Counted Cross Stitch of Mother Mary and Infant Jesus

Embarking on a counted cross stitch project of Mother Mary and Infant Jesus can be a rewarding and spiritual experience. The process requires patience, attention to detail, and a deep appreciation for the symbolism behind the image.

Before beginning, it is important to choose a pattern that suits your skill level and desired size of the finished piece. The pattern should provide clear instructions, a detailed chart, and a list of required materials, including threads, fabric, and any embellishments.

Once the materials are gathered, the process involves following the chart and stitching each cross stitch meticulously, ensuring that the stitches are even and accurate. It is helpful to use a hoop or frame to keep the fabric taut and prevent puckering.

Finishing and Displaying Your Cross Stitch


When the stitching is complete, the cross stitch can be finished by trimming any excess fabric and adding a backing or frame. The choice of finishing

complements the overall design and protects the delicate embroidery from damage.

Display your completed cross stitch in a place where it can be admired and appreciated. It can serve as a reminder of faith, a source of inspiration, or a cherished heirloom passed down through generations.

Counted cross stitch Mother Mary and Infant Jesus is a timeless art form that captures the essence of faith, love, and motherhood. Through meticulous stitching and careful attention to detail, these cross stitch pieces create a tangible connection to the divine and serve as a testament to the enduring power of religious symbolism.

Whether you are a seasoned stitcher or a novice just beginning your journey, creating a counted cross stitch of Mother Mary and Infant Jesus can be a rewarding and fulfilling experience. It is a way to express your faith, honor the sacred bond between mother and child, and create a beautiful work of art that will be cherished for generations to come.



Counted Cross Stitch - Mother Mary with Infant Jesus

by Mary Matthews

★★★★☆ 4.7 out of 5

Language : English

File size : 5179 KB

Lending : Enabled

Screen Reader : Supported

Print length : 23 pages

FREE


DOWNLOAD E-BOOK





The Complete Guide for Startups: How to Get Investors to Say Yes

Are you a startup founder looking to raise funding from investors? If so, then you need to read this guide. We'll cover everything you need to know...



Your 30 Day Plan To Lose Weight, Boost Brain Health And Reverse Disease

Are you tired of feeling tired, overweight, and unhealthy? Do you wish there was a way to lose weight, boost your brain health, and reverse disease without having to...