


# Connecting Note Reading With Note Placement: Violin And Viola Lessons

As a beginner violinist or violist, learning how to read music is essential for understanding and performing musical pieces. However, simply being able to recognize notes on a page is not enough. To play these notes accurately on your instrument, you also need to know where to place your fingers on the fingerboard.



## Violin and Viola Lessons Connecting Note Reading with Note Placement by Diane Allen

★★★★☆ 4 out of 5

Language : English  
File size : 164 KB  
Text-to-Speech : Enabled  
Screen Reader : Supported  
Enhanced typesetting : Enabled  
Word Wise : Enabled  
Print length : 24 pages  
Lending : Enabled  
X-Ray for textbooks : Enabled



This article will provide comprehensive lessons on how to connect note reading with note placement on the violin and viola. By following these lessons, you will develop a strong foundation in music theory and improve your overall musicianship and technique.

## Note Reading Basics

Before you can start connecting note reading with note placement, you need to have a basic understanding of music theory. This includes:

- **The musical alphabet:** A, B, C, D, E, F, G
- **Note values:** Whole notes, half notes, quarter notes, eighth notes, etc.
- **Time signatures:** 4/4, 3/4, 2/4, etc.
- **Key signatures:** These determine which notes are sharp or flat in a piece of music.

Once you have a good grasp of these basics, you can start learning how to read music for violin or viola.

## **Note Placement on the Violin and Viola**

The violin and viola are both stringed instruments with four strings. The strings are tuned in fifths, from lowest to highest: G, D, A, E. The strings are also numbered from 1 to 4, with the lowest string being string 1 and the highest string being string 4.

Each string is divided into half steps by frets. The frets are metal bars that are embedded in the fingerboard. When you press down on a string behind a fret, you raise the pitch of the note. The closer you press to the bridge, the higher the pitch of the note. The closer you press to the nut, the lower the pitch of the note.

The notes on the violin and viola fingerboard are arranged in a specific pattern. This pattern is based on the circle of fifths. The circle of fifths is a way of organizing the 12 notes of the chromatic scale in a circle. The notes

are arranged in order of fifths, with each note being a fifth above the previous note.

The circle of fifths is important for note placement on the violin and viola because it shows you which notes are on each string. For example, the note G is on string 4, the note D is on string 3, the note A is on string 2, and the note E is on string 1. This pattern repeats itself throughout the fingerboard.

## **Connecting Note Reading With Note Placement**

Now that you understand the basics of note reading and note placement on the violin and viola, you can start connecting the two. Here are a few tips to help you get started:

- **Start with simple melodies.** When you are first learning to connect note reading with note placement, it is helpful to start with simple melodies. This will help you to focus on the relationship between the notes on the page and the notes on the fingerboard.
- **Use a fingering chart.** A fingering chart is a diagram that shows you which fingers to use for each note on the violin or viola. This can be a helpful tool for beginners, as it can help you to avoid making mistakes.
- **Practice regularly.** The best way to improve your note reading and note placement skills is to practice regularly. Try to practice for at least 30 minutes each day.


## **Benefits of Connecting Note Reading With Note Placement**

There are many benefits to connecting note reading with note placement on the violin and viola. These benefits include:

- **Improved accuracy:** When you can connect note reading with note placement, you will be able to play notes more accurately on your instrument.
- **Increased speed:** As you become more proficient at connecting note reading with note placement, you will be able to play notes more quickly and easily.
- **Stronger music theory foundation:** Connecting note reading with note placement will help you to develop a stronger foundation in music theory. This will make it easier for you to understand and perform musical pieces.
- **Greater musical enjoyment:** When you can connect note reading with note placement, you will be able to enjoy playing music more fully. This is because you will be able to focus on the music itself, rather than on the mechanics of playing your instrument.

Connecting note reading with note placement is an essential skill for violinists and violists. By following the lessons in this article, you can develop this skill and improve your overall musicianship and technique. With practice, you will be able to play notes accurately and quickly, and you will be able to enjoy playing music more fully.

If you are interested in taking violin or viola lessons, there are many resources available to help you find a qualified teacher. You can search for violin or viola teachers in your area, or you can contact a local music school or university. With the right teacher, you can learn how to connect note reading with note placement and develop your musical skills to the fullest.



## Violin and Viola Lessons Connecting Note Reading with Note Placement by Diane Allen

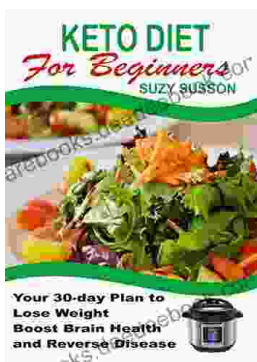
★★★★☆ 4 out of 5

Language : English  
File size : 164 KB  
Text-to-Speech : Enabled  
Screen Reader : Supported  
Enhanced typesetting : Enabled  
Word Wise : Enabled  
Print length : 24 pages  
Lending : Enabled  
X-Ray for textbooks : Enabled



## The Complete Guide for Startups: How to Get Investors to Say Yes

Are you a startup founder looking to raise funding from investors? If so, then you need to read this guide. We'll cover everything you need to know...



## Your 30 Day Plan To Lose Weight, Boost Brain Health And Reverse Disease

Are you tired of feeling tired, overweight, and unhealthy? Do you wish there was a way to lose weight, boost your brain health, and reverse disease without having to...

